

Sevenoaks DC

1 November 2012

Kent Joint Municipal Waste Management Strategy
(KJMWMS) Refreshed Policies: 2012 to 2020

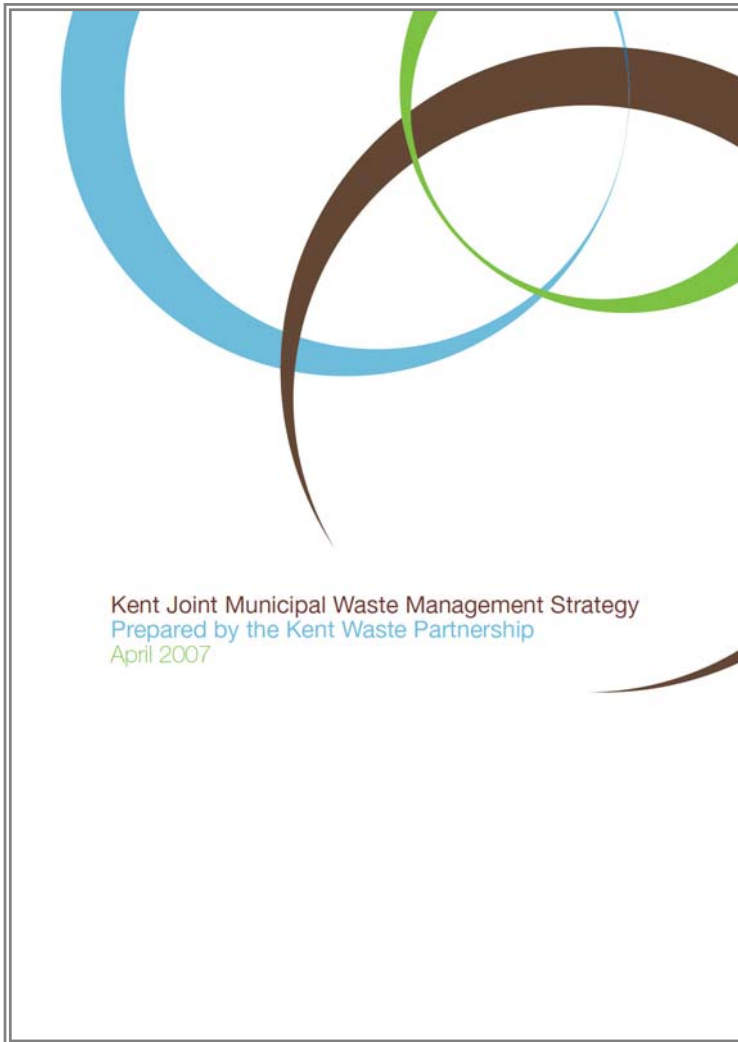
Paul Vanston, Manager, KWP and
SE7 Business Development Manager



DARTFORD
BOROUGH COUNCIL



The 2007 KJMWMS



Legal requirement: Waste & Emissions Trading Act 2003

Adopted KJMWMS in 2007

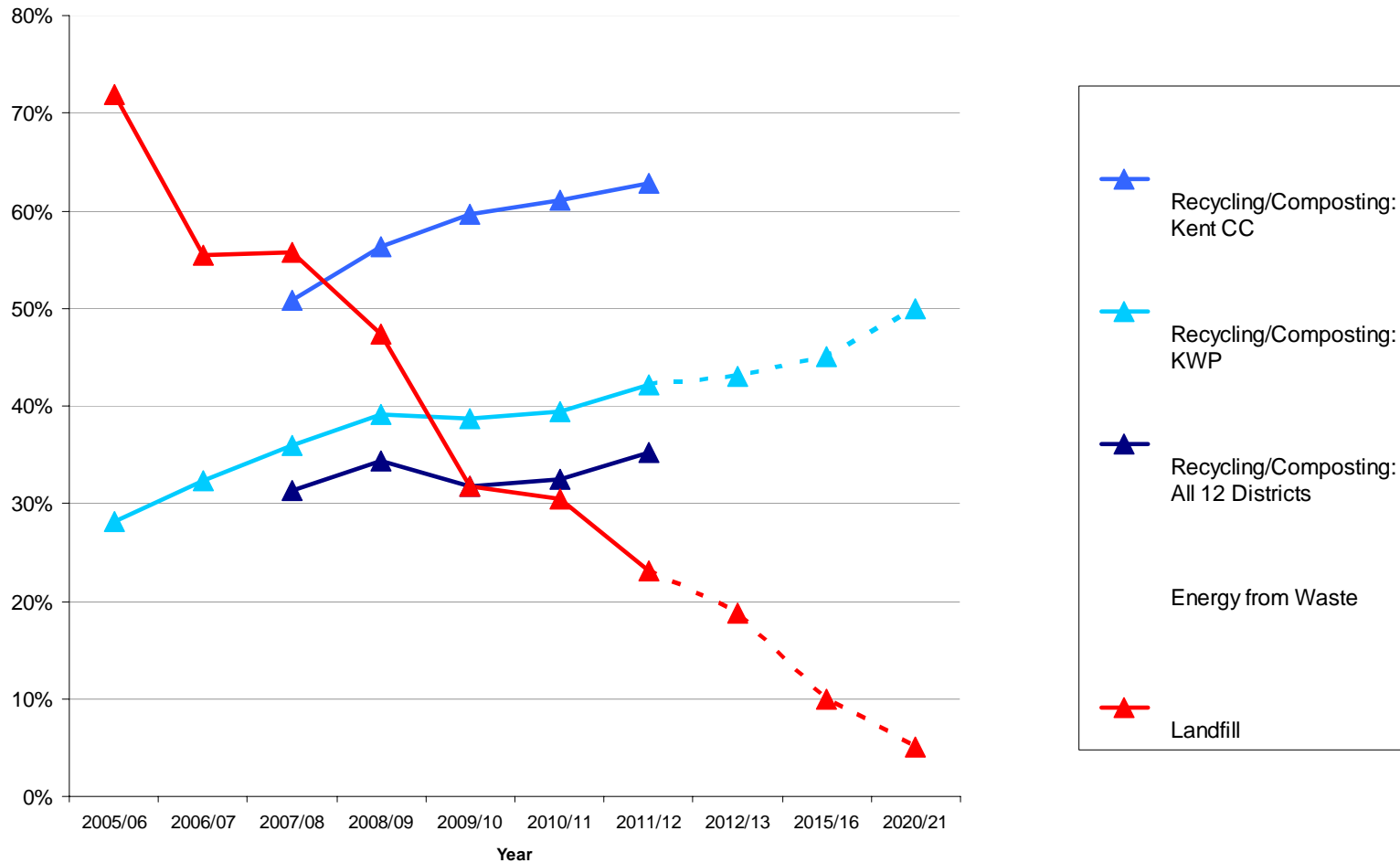
TWBC Cabinet 11 January 2007

Go forward as part of KWP

40% KWP recycling by 2012/13

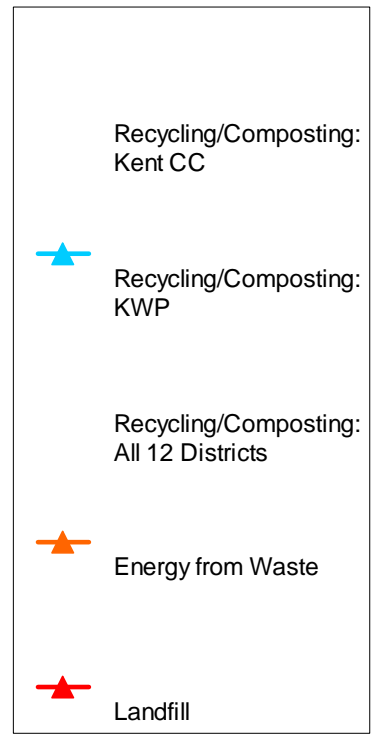
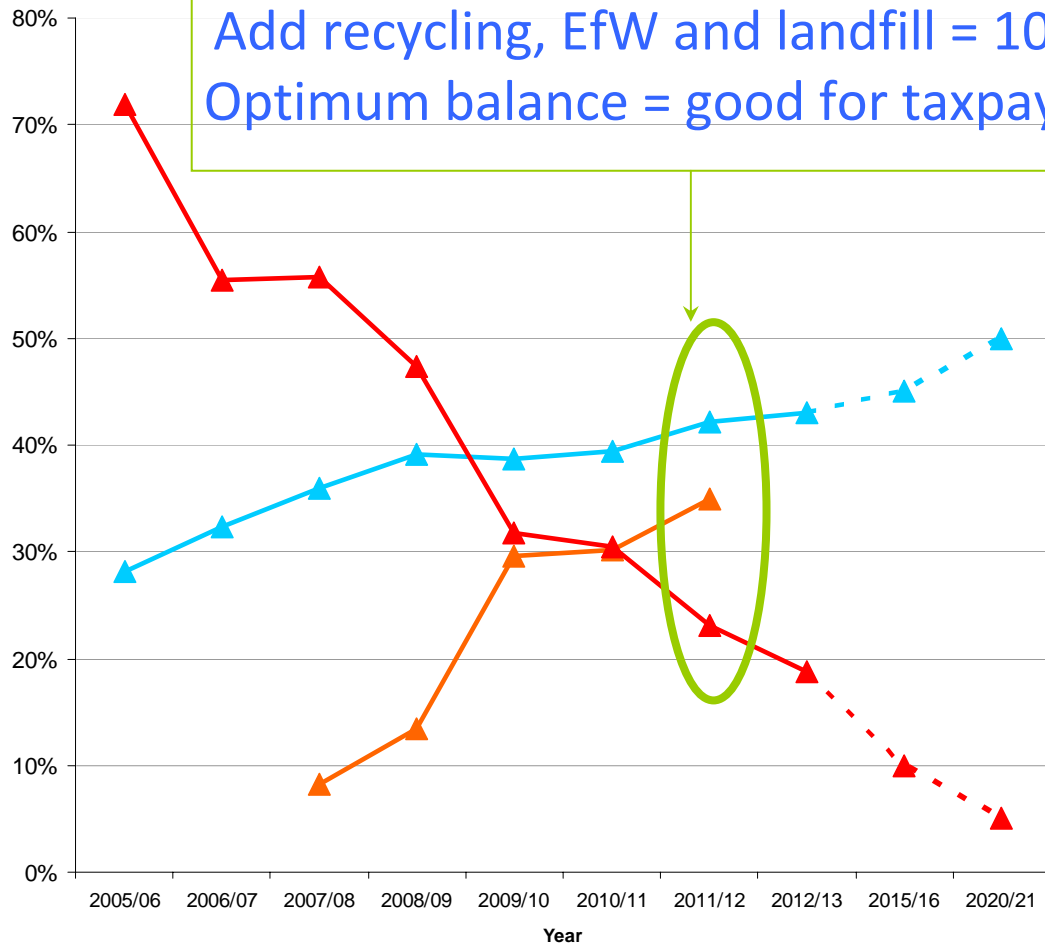
60% Kent CC recycling by 2012/13
(Household Waste Recycling Centres)

KWP Performance: 2005 to 2012 and Beyond



KWP Performance: 2005 to 2012 and Beyond

Add recycling, EfW and landfill = 100%
Optimum balance = good for taxpayers



Doing MUCH more together

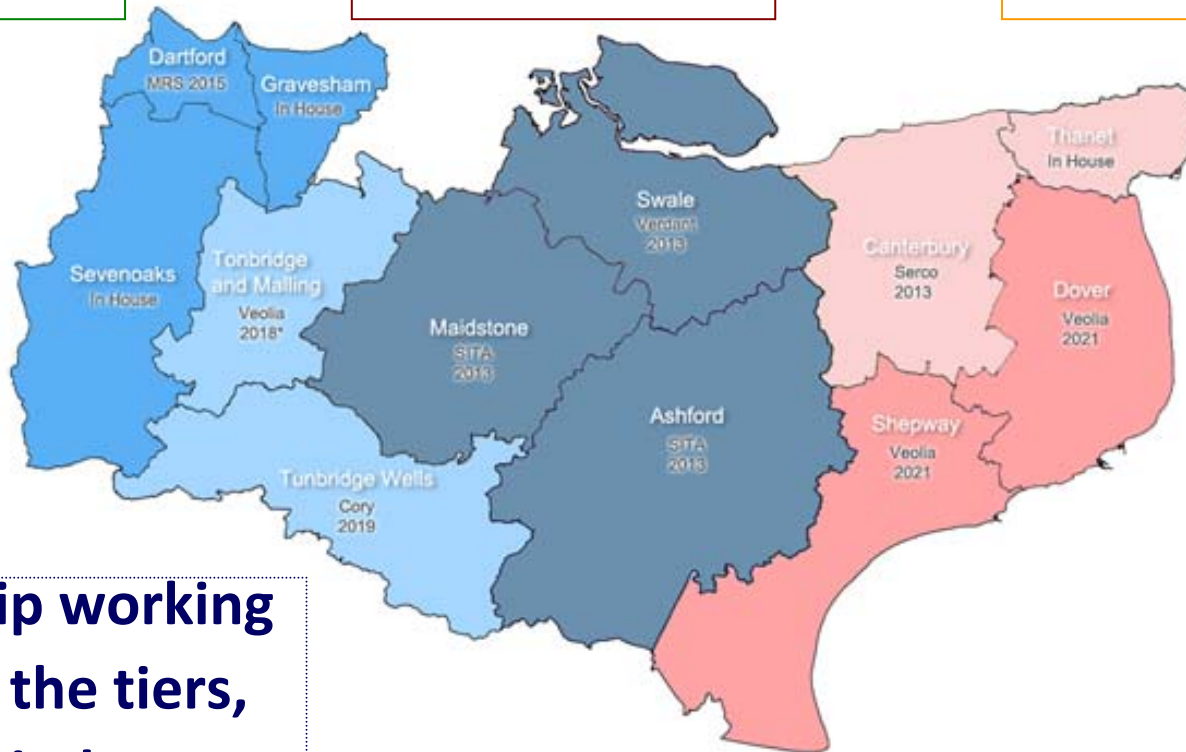
630,000
Households

+

716,000
Tonnes

=

£100 million
Revenue Cost



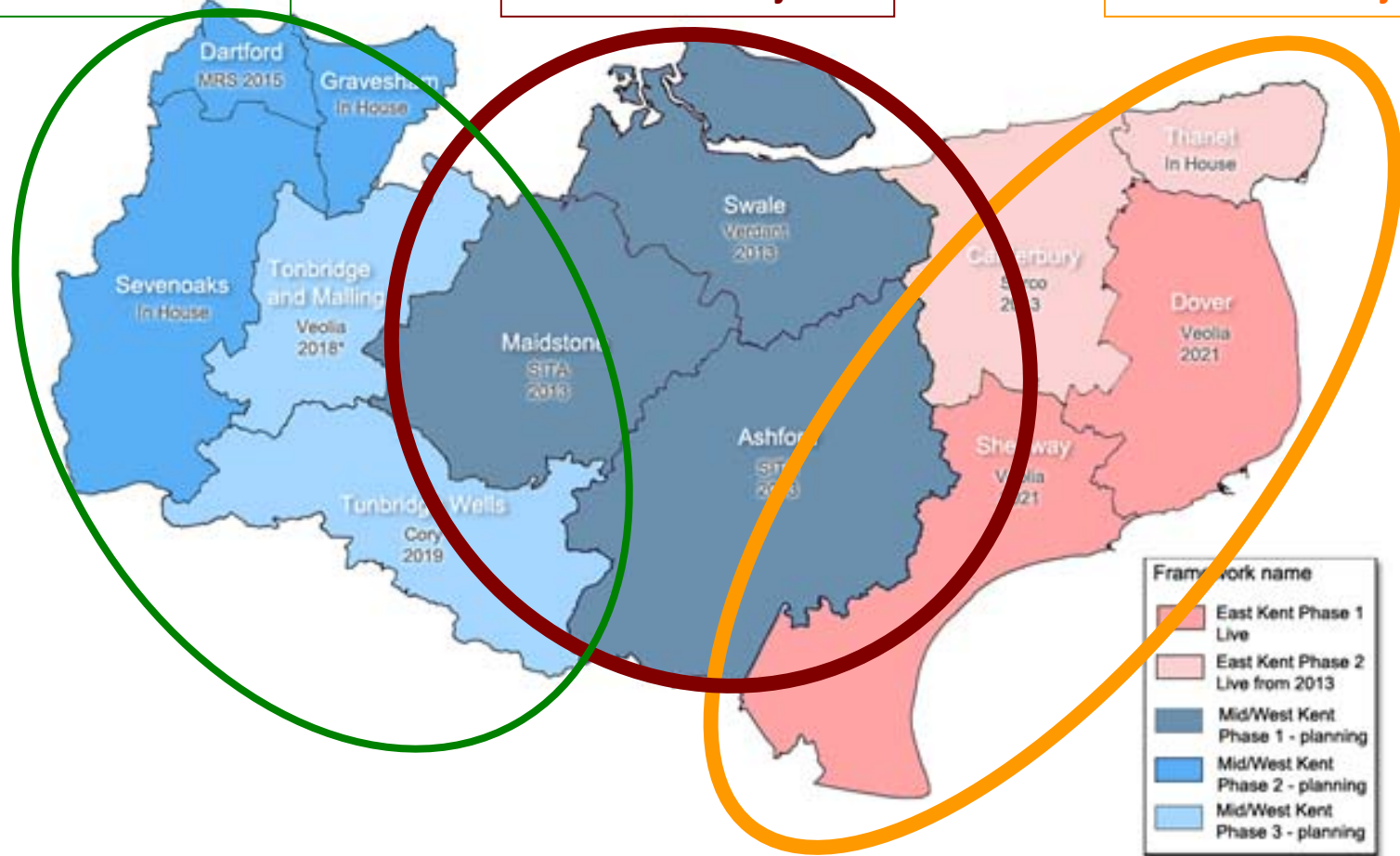
**Partnership working
between the tiers,
and with industry.**

Performance and Avoiding Costs

West Kent

Mid Kent Project

East Kent Project



Larger geographic areas

South East

Waste



Partnership of 7 top-tier councils: 5.5 million population (= Denmark). 53 councils in area.

Infrastructure
Waste prevention
Materials flows
Supplier of commodities and fuel

Aim: £300 million avoided costs over 10 years

KWP works with the supply chain



Refreshed Objectives 2012 to 2020

Objectives

1	Deliver the best possible outcomes on materials handled by the KWP from household and other appropriate sources.
2	Deliver the best possible value for money to Kent taxpayers taking account of whole-service costs paid through Council Tax.
3	Secure the best possible outcomes through effective partnership working among the 13 Kent councils, through the SE7 Project, with government, and across the supply chain.

Seek to ...

Maximise financial and environmental benefits to taxpayers/councils

Make the most of internal and external partnerships

Place the KWP - and its 13 councils – at the vanguard of progress

Refreshed Policies 2012 to 2020

1. Materials Security & Resource Efficiency

45% recycling 2015

50% recycling 2020

10% landfill 2015

5% landfill 2020

Reduce arisings 10%
(2020/11 base)

Valuable materials:
paper, card, glass,
metals, wood, food,
plastics, textiles,
electricals, batteries.

2. Value for Money for Kent Taxpayers

Joint contracting.
Cross-boundary work
External funding.

Food collections: 8
councils by 2015 and
all 12 by 2020.

Household and
Business Waste
Commitments.

Resident
communications.

3. Supporting Kent's Interests

Cross-sector work:
retailers, brands,
reprocessors.

Influence Gov't.
Good practice.

Good governance.
Annual reporting.
Transparency.

Next refreshes
2016/17 and 2021/22